
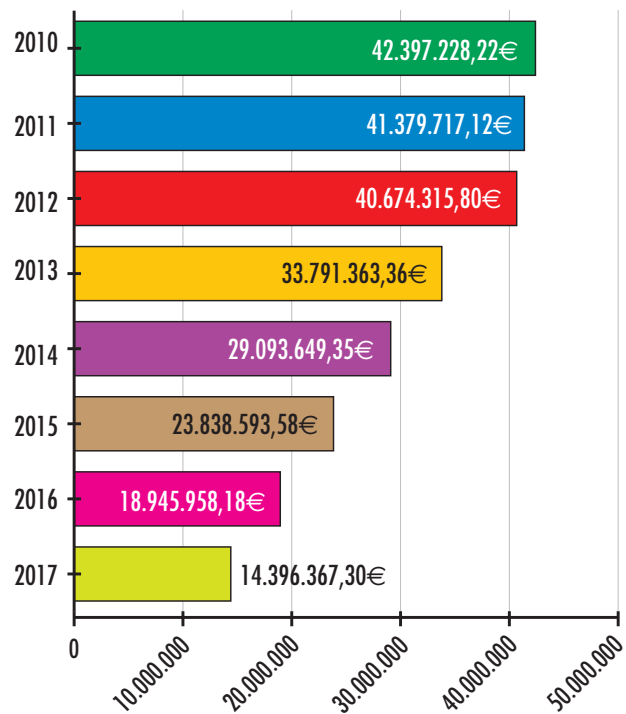


SITUACIÓN DE LA DEUDA DEL AYUNTAMIENTO DE TERUEL EN 2017

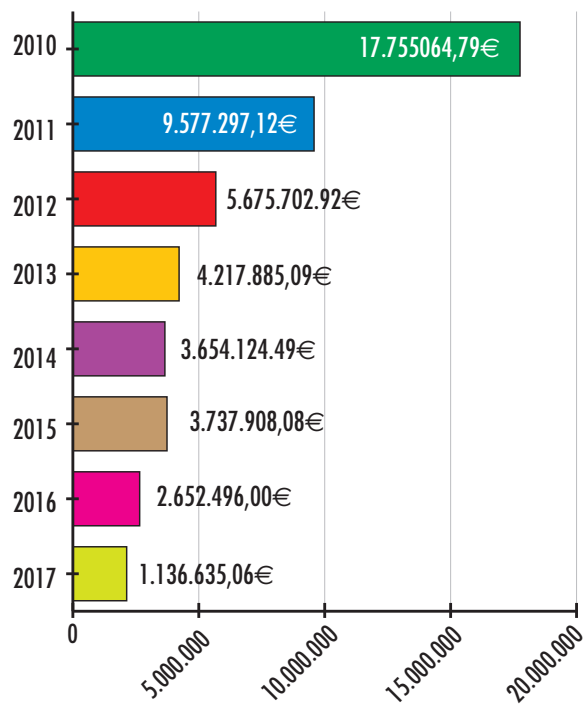


AÑOS	DEUDA ENTIDADES DE CRÉDITO	DEUDA A PROVEEDORES	TOTAL
2010	42.397.228,22€	17.755.064,79€	60.152.293,01€
2011	41.379.717,12€	9.577.297,12€	50.957.014,24€
2012	40.674.315,80€	5.675.702,92€	46.350.018,72€
2013	33.791.363,36€	4.217.885,09€	38.009.248,45€
2014	29.093.649,35€	3.654.124,49€	32.747.773,84€
2015	23.838.593,58€	3.737.908,08€	27.576.501,66€
2016	18.945.958,18€	2.652.496,00€	21.598.454,18€
2017	14.396.367,30€	2.136.635,06€	16.533.002,36€

DEUDA CON ENTIDADES DE CRÉDITO



DEUDA A TERCEROS



TOTAL DEUDA

